



**CETRA**<sup>2012</sup>

2<sup>nd</sup> International Conference on Road and Rail Infrastructure  
7–9 May 2012, Dubrovnik, Croatia

## Road and Rail Infrastructure II

Stjepan Lakušić – EDITOR



Organizer  
University of Zagreb  
Faculty of Civil Engineering  
Department of Transportation



**CETRA<sup>2012</sup>**  
**2<sup>nd</sup> International Conference on Road and Rail Infrastructure**  
7–9 May 2012, Dubrovnik, Croatia

**TITLE**

Road and Rail Infrastructure II, Proceedings of the Conference CETRA 2012

**EDITED BY**

Stjepan Lakušić

**ISBN**

978-953-6272-50-1

**PUBLISHED BY**

Department of Transportation  
Faculty of Civil Engineering  
University of Zagreb  
Kačićeva 26, 10000 Zagreb, Croatia

**DESIGN, LAYOUT & COVER PAGE**

minimum d.o.o.  
Katarina Zlatec · Matej Korlaet

**COPIES**

600

A CIP catalogue record for this e–book is available from the National and University Library in Zagreb under 805372

Although all care was taken to ensure the integrity and quality of the publication and the information herein, no responsibility is assumed by the publisher, the editor and authors for any damages to property or persons as a result of operation or use of this publication or use the information's, instructions or ideas contained in the material herein.

The papers published in the Proceedings express the opinion of the authors, who also are responsible for their content. Reproduction or transmission of full papers is allowed only with written permission of the Publisher. Short parts may be reproduced only with proper quotation of the source.

Proceedings of the  
2<sup>nd</sup> International Conference on Road and Rail Infrastructures – CETRA 2012  
7–9 May 2012, Dubrovnik, Croatia

# Road and Rail Infrastructure II

EDITOR

Stjepan Lakušić

Department of Transportation

Faculty of Civil Engineering

University of Zagreb

Zagreb, Croatia

CETRA<sup>2012</sup>

2<sup>nd</sup> International Conference on Road and Rail Infrastructure

7–9 May 2012, Dubrovnik, Croatia

## ORGANISATION

### CHAIRMEN

Prof. Željko Korlaet, University of Zagreb, Faculty of Civil Engineering  
Prof. Stjepan Lakušić, University of Zagreb, Faculty of Civil Engineering

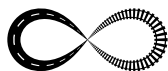
### ORGANIZING COMMITTEE

Prof. Stjepan Lakušić  
Prof. Željko Korlaet  
Prof. Vesna Dragčević  
Prof. Tatjana Rukavina  
Maja Ahac  
Ivo Haladin  
Saša Ahac  
Ivica Stančerić  
Josipa Domitrović

All members of CETRA 2012 Conference Organizing Committee are professors and assistants of the Department of Transportation, Faculty of Civil Engineering at University of Zagreb.

### INTERNATIONAL ACADEMIC SCIENTIFIC COMMITTEE

Prof. Ronald Blab, Vienna University of Technology, Austria  
Prof. Vesna Dragčević, University of Zagreb, Croatia  
Prof. Nenad Gucunski, Rutgers University, USA  
Prof. Željko Korlaet, University of Zagreb, Croatia  
Prof. Zoran Krakutovski, University Sts. Cyril and Methodius, Rep. of Macedonia  
Prof. Stjepan Lakušić, University of Zagreb, Croatia  
Prof. Dirk Lauwers, Ghent University, Belgium  
Prof. Giovanni Longo, University of Trieste, Italy  
Prof. Janusz Madejski, Silesian University of Technology, Poland  
Prof. Jan Mandula, Technical University of Kosice, Slovakia  
Prof. Nencho Nenov, University of Transport in Sofia, Bulgaria  
Prof. Athanassios Nikolaidis, Aristotle University of Thessaloniki, Greece  
Prof. Otto Plašek, Brno University of Technology, Czech Republic  
Prof. Christos Pyrgidis, Aristotle University of Thessaloniki, Greece  
Prof. Carmen Racanel, Technical University of Bucharest, Romania  
Prof. Stefano Ricci, University of Rome, Italy  
Prof. Tatjana Rukavina, University of Zagreb, Croatia  
Prof. Mirjana Tomičić–Torlaković, University of Belgrade, Serbia  
Prof. Brigita Salaiova, Technical University of Kosice, Slovakia  
Prof. Peter Veit, Graz University of Technology, Austria  
Prof. Marijan Žura, University of Ljubljana, Slovenia



## EFFECTS OF TRAM TRACK DESIGN AND EXPLOITATION PARAMETERS ON GAUGE DIVERGENCE

Stjepan Lakušić, Maja Ahac, Ivo Haladin

*University of Zagreb, Faculty of Civil Engineering, Croatia*

### Abstract

The main objectives of the tram track design process are the rational use of urban traffic areas, while ensuring a safe and comfortable ride and long exploitation life. Generally, the guidelines for the design and maintenance of tram tracks in Zagreb, as a special group of track structures, have been developed based on engineering practices and experiences gained in the design and maintenance of railway systems. According to these guidelines, an important parameter in determining the needs for rehabilitation of tram tracks is the track gauge. The paper describes the examination of the impact of traffic volume, horizontal geometry design and incorporated elements of track superstructure on the increase in gauge divergence as decisive factor for the track reconstruction. The study is based on ten-year follow-up of changes of the tram tracks gauge. By classification and analysis of data collected by gauge measuring at more than 7 km of Zagreb tram tracks the impact of the route design and traffic volume on the process of track degradation is defined.

*Keywords: tram track, gauge measurement, horizontal geometry, superstructure, traffic volume*

### 1 Introduction

Tram network, in total length of 116 346 m, is the backbone of public transport in the Croatian's capital Zagreb – annually trams transport about 204 million passengers [1]. Individual tram lines in the city centre are exposed to traffic of 15 MGT/year, with the tram passing frequency under one minute [2]. Today, an increasing emphasis on reducing tram infrastructure management costs requires optimization of each step of operations, including track maintenance. The main objectives of track maintenance optimization are to decrease maintenance costs and increase track life length while assuring high safety standards. This can only be achieved through the creation and implementation of effective maintenance strategies.

One of the main parameters to assure safe and comfortable tram service is to maintain high quality of track geometry [3]. Track geometry – longitudinal level and horizontal curvature of both rails, track gauge, cross-level (superelevation) and track twist – represents one of the crucial track condition parameters, closely related to many other degradation phenomena, and is often used for triggering the whole range of track maintenance and renewal activities [4]. The first step in optimizing track geometry maintenance is to estimate the track degradation rate in order to properly schedule maintenance activities [5]. This requires a systematic monitoring of track geometry. The analysis of the evolution of the track geometric parameters allows to identify both the poor performance sections and the variation of the conditions of one delimited track section along the time [6].

Many attempts have been made to better understand the track geometry degradation and create empirical models for degradation mostly by the Railway Research Institutes like ERRI – European Rail Research Institute in Netherlands, TTCL in USA, RTRI in Japan, TU Graz in Austria, etc. [5]. Howe-

ver, the knowledge obtained in the field of 'big railways' can not be directly applied to the 'small tracks' in urban areas intended for public transport. Also, because of the significant differences between numerous types of urban tracks in the world, it is difficult to establish universal rules of tram track geometry degradation in service. Table 1 shows the basic differences between the 'big' and 'small' railway systems on the example of the Zagreb tram system [7, 8].

**Table 1** Characteristics of Zagreb's tram tracks

Characteristic	Zagreb's tram tracks
Location	Close proximity to the adjacent buildings, interference with the urban infrastructure.
Geometry	Track gauge = 1000mm (+3mm, -2mm), minimum horizontal curve radius = 17 m, maximum slope = 7%.
Superstructure	Grooved rail Ri-60 embedded in gravel, asphalt or precasted reinforced concrete slabs.
Vehicles	6 types of vehicles (different age, capacity, weight, wheel profile).
Traffic	Diversity of the priority and running speed.

This paper describes an attempt to define a trend of increasing tram tracks gauge, as one of the most important factors of safety and driving comfort, during exploitation. The track gauge will tend to widen through natural wear, primarily in curves. Within a short time after rail installation or re-profiling an initial phase of high abrasion that occurs as the rail head's shape conforms to passing wheel flanges is followed by more moderate wear whose growth rate depends on a number of influential factors. These influential factors of track geometry degradation can be divided to the structure factors (e.g. steel rails driving surface hardness), geometry factors (e.g. horizontal curve radius) and traffic factors (e.g. traffic volume) [6, 9, 10].

Regression analysis of track gauge divergence along the four sections of Zagreb's tram tracks, in total length of about 7 km, preformed by taking into account historical data about previously mentioned degradation factors, gave us an estimation of the track behaviour during exploitation. Preformed statistical analysis enabled the comparison of gauge values measured at different times of operation and establishment of a correlation between speed of track degradation, exploitation conditions, track geometry and incorporated elements of track structure. Described research could in future contribute to defining the general maintenance policy or improvement of decision-making process during maintenance planning on tram tracks in Zagreb.

## 2 Analysis

According to the literature, the most efficient methods to assess the track condition as a function of a number of independent variables, such as preformed maintenance, traffic volume, integrated permanent way elements and designed track geometry, are empirical or mechanistic-empirical degradation studies and macro-analysis carried out using regression techniques [6, 9]. Due to great diversity of these variables along the tram network, the question is how to, in order to better understand the behaviour of tram infrastructure during exploitation, effectively use the information on these variables. The answer to this question lies in the segmentation process, by which the linear infrastructure is divided into segments, and all abovementioned information is aggregated and associated to them [4]. Conducted research sought to determine the accuracy of estimation of track gauge divergence depending on the amount of information associated with the observed sections of the network (i.e. the level of segmentation) and whether prediction accuracy increases with increasing number of variables associated to the section's segment.

If we exclude sections with high deterioration rates, usually track geometry deteriorates linearly with tonnage or time between maintenance operations [3, 10]. However, more recent

studies revealed that the geometry deteriorates exponentially [5]. Due to these discrepancies in previous research results, analysis described in this paper was performed using linear, polynomial and exponential (power) regression over mean gauge divergence from the designed value of 1000 mm.

### 3 Overview and collection of input data

Zagreb, like many other European cities, has till this day retained the traditional, narrow-gauge tram system whose origins date back to before World War I. As a rule, desire to modernize the management process of such systems faces problems with documenting infrastructure as a precondition for its proper maintenance and development planning [11]. To carry out an overall evaluation of the track quality and identify characteristic track behaviour during exploitation it is necessary to possess comprehensive historical database about construction, maintenance and exploitation of the network [6, 12].

Historical data on the geometry and structure elements of the analyzed four sections of Zagreb's tram network were collected on the basis of supervision reports made during reconstruction of tracks 3 and 4 (completed in June 1997) and construction of tracks 1 and 2 (completed in October 2000). Initial track gauge measurements performed immediately after the track re/construction at every 1m' of track (in places of rail bearings) defined the initial, baseline condition of the track gauge before the exploitation. The gauge values needed to perform the analysis, i.e. to which reference values of the initial gauge will be compared to, were measured during spring of 2011 by means of digital track geometry measuring device GRAW DTG TET 1000. Based on the collected and measured values of gauge, the change (increase) of gauge divergence from the designed value was calculated in each measurement point of the tracks.

In regression analysis the speed of gauge degradation can be observed as a function of time and/or intensity of track exploitation [5]. The traffic volume at observed sections that passed between initial and gauge measurements conducted for this research was defined on the basis of tram timetables [7], taking into account the characteristics (weight and capacity) of different types of vehicles that operate on observed tram tracks [13]. Due to the lack of precise historical data necessary for calculating the total amount of tons transported on the observed tracks, the following assumptions concerning the transport capacity were adopted:

- vehicles operate 18 hours per day,
- on weekday amount of passenger load is 130% of the tram capacity during 6 hours and 40% during 12 hours,
- on non-working day amount of passenger load is 40% of the tram capacity during all 18 hours,
- average weight of one passenger is 70 kg.

Also, only the approximate time i.e. the pace of replacement of some older types of trams (GT6, KT4) with more modern low-floor trams (TMC 2200), which began in 2005, could be incorporated into calculation.

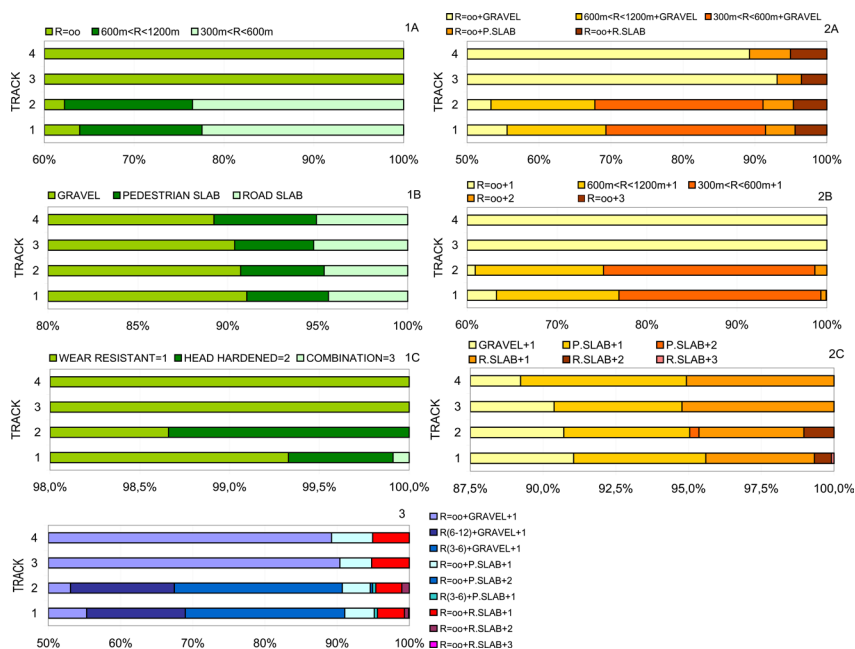
**Table 2** Calculated traffic volume on observed tram tracks

Gauge measurements	Tram track	Trams per week	Total number of trams	Traffic volume [mil t]
October 2000.	1	1.607	531.456	37.01
June 2011.	2	1.715	935.936	39.50
June 1997.	3	1.875	1.320.530	42.69
April 2011.	4	1.959	1.379.792	44.66

## 4 Regression analysis

### 4.1 Levels of the regression analysis (track segmentation)

Regression analysis was performed over the mean values of gauge divergence from the designed width for three levels of analysis or three degrees of track segmentation (Figure 1). Minuteness of the segmentation i.e. the number of observed types of track, depending on the number of associated information about the influential factors of gauge degradation, gradually increases from first to third level as follows.



**Figure 1** The prevalence of each type of track at observed sections for different levels of segmentation

In first level of analysis tracks were divided into segments according to:

- horizontal alignment – linear segment and curve segments with radius from 600 to 1200 m, 300 to 600 m and less than 300 m (4 track types);
- rail embedding structure – tracks embedded in gravel, asphalt or precasted reinforced concrete slabs (3 track types);
- rail steel quality – wear-resistant rails, head hardened rails and their combination (3 track types).

In second level of analysis tracks were divided into segments according to possible combinations of:

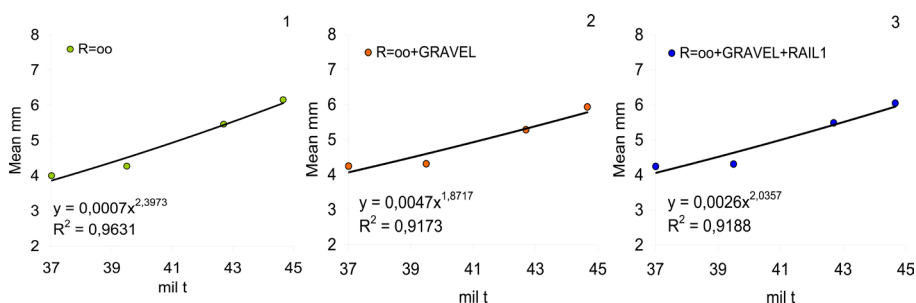
- horizontal alignment and rail embedding structure (12 track types);
- horizontal alignment and rail steel quality (12 track types);
- rail embedding structure and rail steel quality (9 track types).

In third level of analysis tracks were segmented according to all possible different combinations of observed gauge deterioration influential parameters: horizontal alignment, rail embedding structure and rail steel quality. This resulted in identifying 36 possible track types on which to perform the regression analysis.



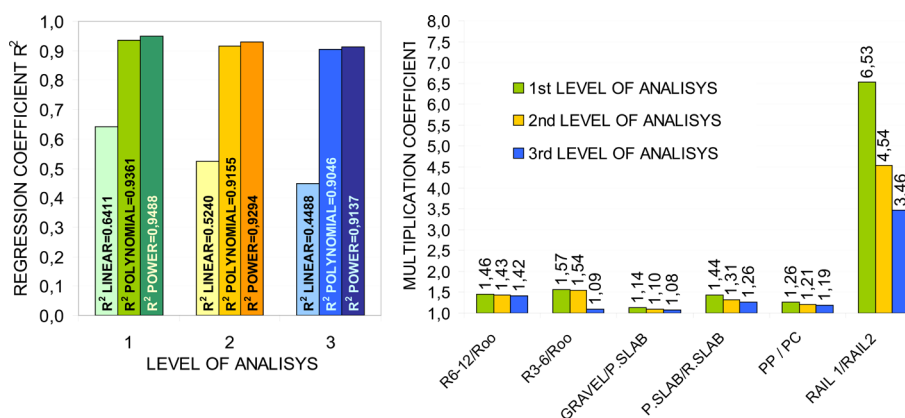
## 4.2 Regression analysis

After defining the traffic volume for each track, the track segments for each level of analysis and the mean value of gauge divergence for each track segment, regression analysis was performed. Linear, polynomial and power regression was applied to a total of 15 different segments identified at observed four tram tracks, followed by analysis of the results in the form of comparison of regression coefficients.



**Figure 2** Power regression charts for each level of analysis (1<sup>st</sup> – linear track segment, 2<sup>nd</sup> – linear track segment with rails embedded in gravel, 3<sup>rd</sup> – linear track segment with wear-resistant rails embedded in gravel)

## 4.3 Results of the analysis



**Figure 3** Calculated average regression coefficients (left); multiplication factors for mean gauge divergence increase (right)

Figure 3 (left) shows the calculated average values of linear, polynomial and power regression coefficients. It is clear that second-degree polynomial and power function describe the change or increase in gauge divergence due to increasing (cumulative) volume of traffic considerably better than simple linear function. It can also be seen that the reliability of gauge divergence estimation slightly decreases with increasing track segmentation i.e. level of analysis.

Figure 3 (right) shows the multiplication factors for mean gauge divergence increase depending on the track type and level of analysis. As it was expected, further analysis of mean gauge divergence on different track segments showed that the increase of gauge divergence, after the same amount of cumulative traffic volume, is greater on tracks in curves, constructed

using rails of lesser quality embedded in gravel. The diagram shows that increase in level of analysis and track segmentation decreases multiplication factor for gauge divergence between different types of tracks. Also, at higher-level analysis, lower mean gauge divergence values are obtained using regression equations. From the above it can be concluded that with increasing level of segmentation we can predict the future state of the track with more precision.

## 5 Conclusions

Many foreign researches are examining the effects of track geometry degradation influential parameters on track maintenance and renewal. Adoption of best foreign practice in maintenance is more preferable than attempting to conduct wholly local studies. Nevertheless, results of most of these researches can't be directly applied because of the differences in Zagreb's tram vehicle and track characteristics which have been identified as key parameters [14]. It is therefore necessary to conduct own research to determine the applicability of foreign results in the local conditions.

The regression analysis described in this paper has shown that we can with approximately 90% confidence claim that gauge width in longitudinal sections of tracks composed of wear-resistant rails embedded in gravel will increase by 1 mm after passage of 19 mil. t of traffic volume. In case of tracks embedded in precasted reinforced concrete slabs, the same increase will occur after passage of 30 mil. t.

Results of described trend analysis must be considered with certain caution. A possible source of error is the use of different gauge measurement instruments during initial and final measurements. Another source of error are the possible positioning deviations of measurement points [15]. The accuracy of the analysis is also reduced by the adopted assumptions about the structure of tram vehicles in operation on observed tracks, and the fact that these tracks form a very small part of Zagreb's tram network (only 6% of the total network length is covered by the research). However, it can be considered that the impact of these inaccuracies is sufficiently reduced by use of mean gauge divergence values calculated for the tracks with similar characteristics

Another question that arises is the applicability of the approach described in this paper compared to the application of finite element modelling and dynamic modelling of track degradation. These models are not limited to static analyses and may be utilized to model discrete track components and determine the interaction between them, as well as the stresses; however, they are computationally expensive, they cannot be changed quickly to represent different track layouts or different loading conditions and can only present results for the specific vehicle and track under consideration.

The choice of approach should therefore be taken in light of what the results of the track geometry deterioration models are to be used for [15]. For use within maintenance decisions on a daily basis, deterministic model described in this paper, although it could hardly take into account every possible situation on the track, might be a good contribution to reducing uncertainty in predicting the track gauge deviation through time.

## References

- [1] City of Zagreb official web site, [www.zagreb.hr](http://www.zagreb.hr), 22.02.2011.
- [2] Lakušić, S. & Ahac, M.: Vibrations on Railway Tracks (Chapter), Transport Infrastructure Management, ed. S. Lakušić, Faculty of Civil Engineering at Zagreb University, Zagreb, pp. 371-416, 2009. (in Croatian language)
- [3] Esveld, C.: Modern Railway Track, Second edition, TU-Delft, 2001.
- [4] Jovanovic, S.: Railway Track Quality Assessment and Related Decision Making, IEEE International Conference on Systems, Man and Cybernetics, The Hague, 2004.
- [5] Iman Arasteh khoy: Optimization of Track Geometry Maintenance - A Study of Track Geometry Degradation to Specify Optimal Inspection Intervals, Licentiate Thesis at Luleå University of Technology, Operation and Maintenance Engineering, Luleå, 2011.
- [6] Fortunato, E., Pinelo, A., Lobo Costa, J., Gonçalves, D. & Pratas, A.: Some Results of Performance Indicators of a Railway Track Obtained During its Renewal Process, 4th International SIV Congress, Palermo, 2007.
- [7] Zagreb Municipal Transit System – ZET Ltd. official web site, [www.zet.hr](http://www.zet.hr), 13.01.2012.
- [8] Regulations for Track and Track Facilities Maintenance, Zagreb Municipal Transit System – ZET Ltd., Zagreb, 1997. (in Croatian language)
- [9] Sadeghi, J. & Askarinejad, H.: Influences of Track Structure, Geometry and Traffic Parameters on Railway Deterioration, IJÉ Transactions B: Applications, Vol.20, No.3, pp. 291-300, 2007.
- [10] Kopf, F., Maras, I., Gasser, F., Norkauer, A., Ritz, O. & Krüger, F.: Proposal for European Standard for Track Inspection and Maintenance, Deliverable 2.4, Subproject 2 of URBAN TRACK, Project funded by the European Community under the sixth framework programme priority 6 Sustainable development, global change & ecosystems, Technical University Wien, 2009.
- [11] Madejski, J.: Light Rail, Tram Track and Turnout Geometry Measurement and Diagnostic Tools, Urban Transport, Vol 77, pp. 185-195, 2005.
- [12] Andersson, M.: Strategic Planning of Track Maintenance - State of the Art, TRITA-INFRA 02-035 Report at Royal Institute of Technology, Department of Infrastructure, Division of Urban Studies, Borlänge, 2002
- [13] Tram Vehicles through Time 1891.-2006., Zagreb, 2007.
- [14] Ferreira, L. & Murray M.: Modelling Rail Track Deterioration and Maintenance: Current Practices and Future Needs'. Transport Reviews, Vol. 17, No. 3, pp. 207-221, 1997.
- [15] Lyngby, N.: Railway Track Degradation: Shape and Influencing Factors, International Journal of Performability Engineering, Vol. 5, No. 2, pp. 177-186, 2009.