

CETRA²⁰¹⁴

3rd International Conference on Road and Rail Infrastructure
28–30 April 2014, Split, Croatia

Road and Rail Infrastructure III

Stjepan Lakušić – EDITOR

Organizer
University of Zagreb
Faculty of Civil Engineering
Department of Transportation



CETRA²⁰¹⁴

3rd International Conference on Road and Rail Infrastructure
28–30 April 2014, Split, Croatia

TITLE

Road and Rail Infrastructure III, Proceedings of the Conference CETRA 2014

EDITED BY

Stjepan Lakušić

ISSN

1848-9850

PUBLISHED BY

Department of Transportation
Faculty of Civil Engineering
University of Zagreb
Kačićeva 26, 10000 Zagreb, Croatia

DESIGN, LAYOUT & COVER PAGE

minimum d.o.o.

Marko Uremović · Matej Korlaet

PRINTED IN ZAGREB, CROATIA BY

“Tiskara Zelina”, April 2014

COPIES

400

Zagreb, April 2014.

Although all care was taken to ensure the integrity and quality of the publication and the information herein, no responsibility is assumed by the publisher, the editor and authors for any damages to property or persons as a result of operation or use of this publication or use the information's, instructions or ideas contained in the material herein.

The papers published in the Proceedings express the opinion of the authors, who also are responsible for their content. Reproduction or transmission of full papers is allowed only with written permission of the Publisher. Short parts may be reproduced only with proper quotation of the source.

Proceedings of the
3rd International Conference on Road and Rail Infrastructures – CETRA 2014
28–30 April 2014, Split, Croatia

Road and Rail Infrastructure III

EDITOR

Stjepan Lakušić

Department of Transportation

Faculty of Civil Engineering

University of Zagreb

Zagreb, Croatia

CETRA²⁰¹⁴

3rd International Conference on Road and Rail Infrastructure

28–30 April 2014, Split, Croatia

ORGANISATION

CHAIRMEN

Prof. Stjepan Lakušić, University of Zagreb, Faculty of Civil Engineering

Prof. Željko Korlaet, University of Zagreb, Faculty of Civil Engineering

ORGANIZING COMMITTEE

Prof. Stjepan Lakušić

Prof. Željko Korlaet

Prof. Vesna Dragčević

Prof. Tatjana Rukavina

Assist. Prof. Ivica Stančerić

dr. Maja Ahac

Ivo Haladin

dr. Saša Ahac

Josipa Domitrović

Tamara Džambas

All members of CETRA 2014 Conference Organizing Committee are professors and assistants of the Department of Transportation, Faculty of Civil Engineering at University of Zagreb.

INTERNATIONAL ACADEMIC SCIENTIFIC COMMITTEE

Prof. Vesna Dragčević, University of Zagreb

Prof. Isfendiyar Egeli, Izmir Institute of Technology

Prof. Rudolf Eger, RheinMain University

Prof. Ešref Gačanin, University of Sarajevo

Prof. Nenad Gucunski, Rutgers University

Prof. Libor Izvolt, University of Zilina

Prof. Lajos Kisgyörgy, Budapest University of Technology and Economics

Prof. Željko Korlaet, University of Zagreb

Prof. Zoran Krakutovski, University of Skopje

Prof. Stjepan Lakušić, University of Zagreb

Prof. Dirk Lauwers, Ghent University

Prof. Zili Li, Delft University of Technology

Prof. Janusz Madejski, Silesian University of Technology

Prof. Goran Mladenović, University of Belgrade

Prof. Otto Plašek, Brno University of Technology

Prof. Vassilios A. Profillidis, Democritus University of Thrace

Prof. Carmen Racanel, Technical University of Civil Engineering Bucharest

Prof. Tatjana Rukavina, University of Zagreb

Prof. Andreas Schoebel, Vienna University of Technology

Prof. Mirjana Tomičić-Torlaković, University of Belgrade

Prof. Audrius Vaitkus, Vilnius Gediminas Technical University

Prof. Nencho Nenov, University of Transport in Sofia

Prof. Marijan Žura, University of Ljubljana



REQUIREMENTS ON FUTURE RAILWAY INTERIORS

Bernhard Rürger

Vienna University of Technology, Austria

Abstract

Within the project FLEXICOACH in cooperation with Technische Universität Wien, Fachhochschule St. Pölten, Fachhochschule Joanneum, Siemens, netwiss and ÖBB Personenverkehr AG, passenger opinion surveys regarding their wants and needs were conducted. The aim of those surveys was to obtain information about everything a passenger requires; in order to get all information needed various subjects such as duration and frequency of journeys, activities during journey, well-being, stress factors, age, gender and group dimensions, were interrogated.

Keywords: railways, passenger requires, baggage, journey time

1 Introduction

Overall 3.826 questionnaires were analyzed. All questionnaires were conducted in summer 2012 on the Austrian Westbahn-line between Vienna and Linz. Due to the summer holidays a lower participation of students must be considered methodically. Furthermore and also due to summer vacations less rides to or from work are expected.

Approximately 50% of travellers undertake a trip lasting several days, around 10% are free time trips without an overnight-stay. Journeys in connection with education or work (rides from / to work, rides from / to education facilities, business trips either one-day or with a several day's duration) account for 25% of all journeys. The remaining 10% are to be allotted to private settlements.

Rail travellers mostly are young, approximately 12% are aged between 13 and 18 years, almost half of all interviewees are between 19 and 39 years old. 27% are part of the "40 to 60 years of age" group and around 12% are older than 60 years. The fact that children under the age of 12 are underrepresented is simply because they rarely fill in questionnaires.

54% of travellers are female, 46% are male. With the exception of people older than 60 years, in all age-groups female passengers form the majority.

Approximately one third of the passengers travel alone. Another third travels in a group of two persons. Around 11% travel in a group of three, 7% in a group of four and 12% in a group of five or more people. The journeys were classified in journeys up to 30 minutes, 30-60 minutes, 60-90 minutes, 90-120 minutes, 2-3 hours, 3-4 hours, 4-5 hours and more than 5 hours. Most journeys (respectively 20-30%) in all age-groups last between two and three hours. With increasing age the duration of journey as well increases slightly, short-term rides mostly are done by younger people. Summing up all general information gained, elderly people take the train less frequently, but if they do, they go for longer free time rides. In opposition, younger people take the train more often, and mostly for short business trips.

The better part of all interviewees quoted "comfort" as the major reason to take the train, around 40 % of all passengers declared "environment", "no car" and "price" as their major reasons to choose the train (see Fig. 1). "Safety" and "duration of journey" are an inferior aspect.

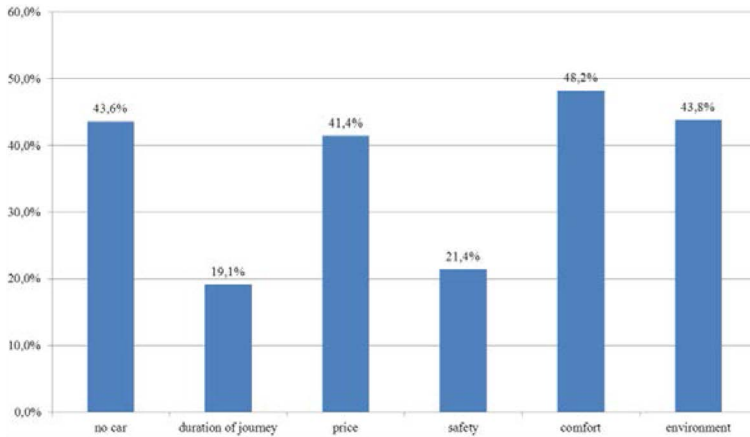


Figure 1 Reasons to take the train

2 Baggage

Regarding baggage, most information were attained from a diploma thesis [1], which treats issues of baggage transport on an extensive data basis. Amongst other things, various pieces of luggage were weight and measured. The accumulated x-, y- and z-dimensions of all luggage measured (not included is carry-on baggage) are demonstrated in Fig. 2.

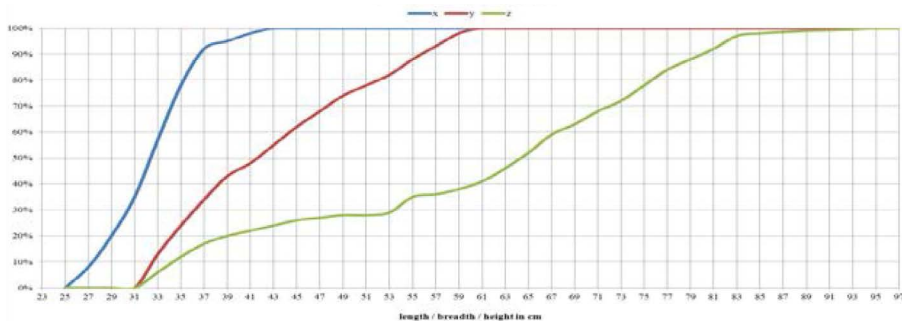


Figure 2 Dimensions of luggage

Those accumulated measurements can be used in order to design adequate storage between the seat backs or baggage racks. Analysis show that there are two main issues regarding baggage room. First passengers do not want to lift their luggage, and especially not to the height of overhead storage. This attitude is more common amongst women and increases with age. Second and due to security reasons, passengers wish to have their luggage in visual range. If these requirements are not met, passengers are very willing to store their luggage in not-intended place, like seats or corridors. This behaviour leads to a lower quality level and to a loss in capacity due to occupied seats.

3 Actual use of journey time

A major aspect was the purpose of the journey (business trip or free time ride). Every other business traveller declares to use his laptop, smart phone or tablet while travelling, while only one quarter of travellers on a free time ride uses those devices. Fig. 3 shows the details.

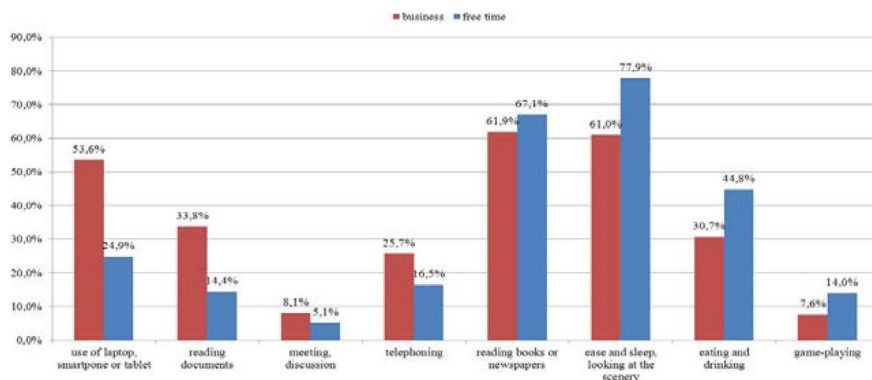


Figure 3 Actual use of journey time – influence of the purpose of the journey

Another major aspect regarding the use of the journey time is the age of the traveller. Generally speaking there is a slight decrease regarding actually performed activities with rising age. However activities need to be considered separately, while using electronic devices decreases with increasing age, activities like “looking at the scenery” or “reading a book / the newspaper” increase with increasing age.

4 Exercises on the train

The longer the journey the higher is need to move. Around 20% of passengers travelling up to an hour wish to exercise during their journey. The percentage rises to 40% when the duration of the journey rises up to five hours or more.

5 Desired use of journey time

Analysis (Fig. 4) shows that there is a connection between the use of journey time and the purpose of the journey. All too often (around 20% of all interviewees) passengers criticize missing mobile services. Because of several comments it is obvious that a missing WLAN-connection is intended.

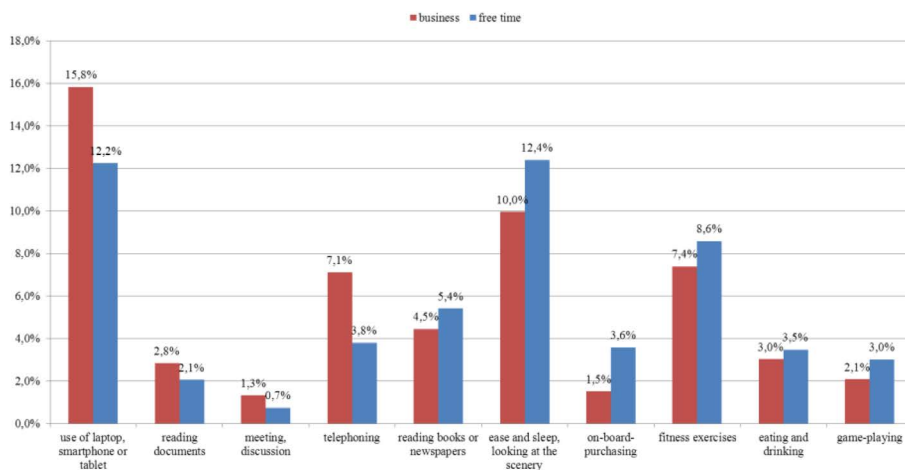


Figure 4 Desired use of journey time: influence of the purpose of the journey

Together with the absences of tables (respond 12% of all interviewees), this is the biggest obstacle when it comes to using tablet, smartphones and laptops. Around 17% of all interviewees criticize uncomfortable and fixed seats as well as absent silence, which holds them from their desired activity “ease and sleep”. The need to move reflects in the desire for a possibility to exercise. The age has significant influence regarding the desired use of travel time. The younger the interviewee, the more non accomplishable activities are quoted. Anterior passengers are significantly more satisfied with the possibilities offered, respectively less frequently express a wish to use the time in another way. In Fig. 5, every desired activity is marked in a different colour (the lowest layer indicates “using the laptop”, the second lowest “using tablet or smartphone” and so on).

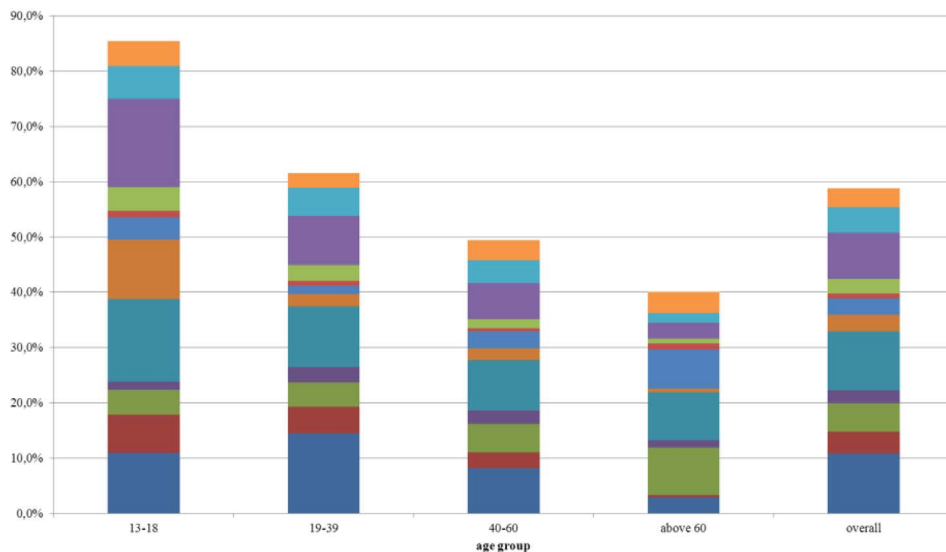


Figure 5 Desired use of journey time: factor age, cumulative percentage

Similar images with heavy age-related variation often occurred in the course of the examination, for instance regarding questions about well-being, stress factors, activities, etc. The journey time is a major aspect when it comes to desirable use of time. The longer the journey time, the more requirements were quoted, in particular if the duration exceeds two hours.

6 Well-being

Around 33% of the interviewees feel “very well” when travelling by train, about 52% feel “rather good”, 14% feel “rather bad” and only 1% of the passengers do not feel well during train journeys. The assumption that those outcomes correspond with the fact that younger passengers mostly are on business trips, while anterior passengers use the train prevailing for free time trips, is unfounded. Around 50% of all train journeys are leisure time trips, lasting several days. Interviewees between 13-18 years, the group that feels most uncomfortable during train journeys, mostly goes on free time rides without an overnight stay. Thus there is no obvious connection between the purpose of the journey and the well-being.

Passengers travelling first class are feeling better than passengers travelling second class. Furthermore there is a strong connection between the well-being of the passengers and the degree of capacity. Therefore on weekdays from Monday to Thursday passengers mostly feel “rather well” or “very well”, while travellers on Fridays and weekend feel “rather bad” or “not

well”. The higher degree of capacity during weekends leads to an oftener nomination of stress factors like “high degree of capacity”, “search for seat”, “noise” and “fellow passengers”.

7 Stress factors

The stress factor most frequently nominated was “search for a seat”, around 20% of the passengers feel stressed (see Fig. 6). Also sensed as stress factors were “high degree of capacity”, “noise” and “fellow passengers”. The factors most frequently mentioned are those which appear at a high degree of capacity and obviously lead to a deterioration of the well-being.

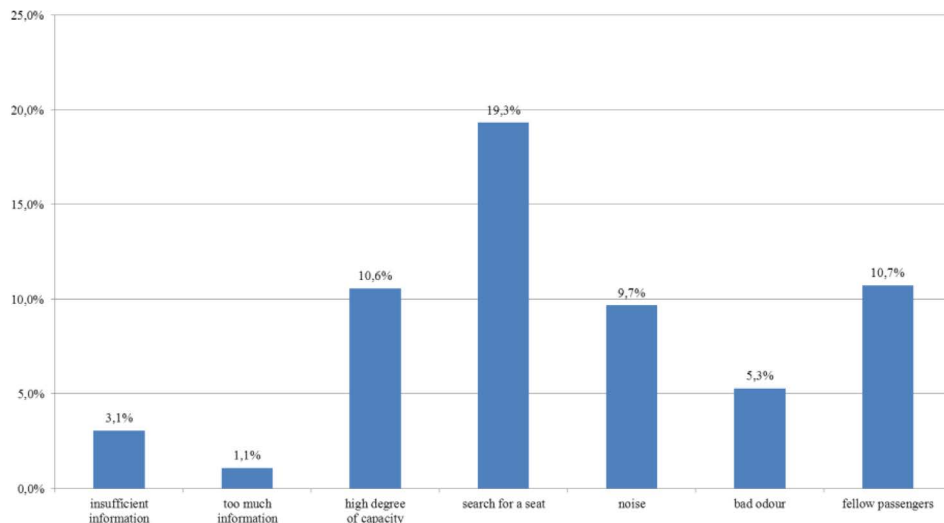


Figure 6 Stress factors during the current journey

Analogue to the well-being, the age of the passengers is crucial when it comes to cognition of stress. Younger passengers are more stressed than anterior passengers, at least they quote it more often. With increasing age (groups from 13-18 years, till 60 years) the nomination of arising stress factors during an actual train journey decreases under 50%. Considering the most frequently quoted stress factor “search for seat”, the nominations in the age group “over 60 years” decrease even to a third of those from passengers between 13-18 years. This is a very notable fact, because precisely this stress factor was assumed to arise with increasing age, also in terms of luggage. Generally speaking, anterior passengers are more satisfied with the frame conditions than younger ones.

8 Service features

Most frequently nominated when it comes to service features were “reasonable priced meals” (31%), “purchase of newspapers” (24%), “transmission of knowledge” (23%), “entertainment” (20%), “possibilities to exercise” (18%), “relaxation practises” (17%). With increasing age the interest in service features heavily decreases.

With increasing journey duration, the interest in service features increases as well. Passengers on a free time ride show more interest in service features than travellers on a business trip. Around two-thirds of all respondents show interest in healthy nutrition during their train journey. This desire is more common under female passengers than under male ones.

9 Atmospheric environment

The outcomes of this particular subject won't be discussed any further. Generally speaking, the nominations made by the passengers are very subjective and do not always refer to any comprehensible objective criteria. For instance, in every sort of train the temperature was between 25 and 26 °C, nevertheless there are different sensations and evaluations regarding the temperature, which can be connected to the sort of train. The highest percentage of satisfied passengers is to be found in trains of the private operator Westbahn (over 80% satisfaction). The average registered temperature is exactly identical to the temperature registered in the Railjet-trains of ÖBB. However, Railjet was evaluated ten percentage points less than Westbahn. It is obvious that not only the temperature, but rather the general well-being or the consciousness of a deliberately taken decision to travel with a new operator (Westbahn war operating only eight months at the moment of the opinion survey) contributed to this outcome.

The opposite way around also Railjet was not only evaluated regarding temperature, but rather general well-being (for that matter Railjet scores rather low). There is a similar effect notable when it comes to train categories (first or second class). Passengers travelling first class rated the atmospheric environment higher than passengers travelling second class, there was no objective difference however.

It has to be considered that subjective sensations had a great influence also on questions regarding well-being, illumination and stress factors. Advanced studies would be very helpful in order to interpret the outcomes in the right way.

10 Conclusion

Compared to other modes of transportation the railway system has got the big advantage that passengers are able to use the travel time efficiently. This is one of the biggest advantages of competition. Unfortunately today's vehicles hardly offer the requested equipment which allows the best possible time use. Train passengers are very interested in using the travel time for working, mostly on technical devices like one note books or tablets, for reading or for relaxing. For efficient time use the investigations have shown that the individualisation of the space in the train is essential. It is important that all passengers can follow their requested activities without affecting other passengers. For example people who are working may produce noise but on the other hand need calm for concentration. Additionally they need light whereas people who want to sleep need it dark and calm. So further investigation must focus on how the space in the vehicle can be individualized in a best possible way.

References

- [1] Plank, V.: Dimensionierung von Gepäckanlagen in Reisezügen, Wien 2008
- [2] Esveld, C.: Modern Railway Track, Second edition, TU-Delft, 2001.
- [3] Plank, V., Rüter, B.: "Grundlagen für eine optimierte Gepäckunterbringung in Reisezügen"; ETR – Eisenbahntechnische Rundschau (eingeladen), 07+08 2009 (2009), 07+08; S. 417 – 421.
- [4] FLEXICOACH, Endbericht AP2, Nutzerbedürfnisse, Wien 2013